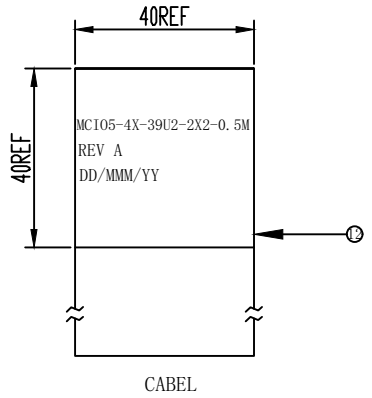


DATE	DESCRIPTION OF CHANGE	REV
2021-05-20	XXXXX	A

- TEST CONDITIONS:
1. 100% OPEN & SHORT & MISS—WIRING & INTERMITTENCE TEST
 2. CONDUCTIVE RESISTANCE: 3 Ω MAX.
 3. INSULATION RESISTANCE: 10 Ω M
 4. HI-POT TEST: 300VDC FOR 10ms.
 5. THIS PRODUCT MEETS PCIE 5.0



⑫	CABEL	CABEL : 40*40MM	1	PCS	
⑪	WIRE	WIRE 1007 24AWG STRANDED	-	MM	
⑩	External Mould	PVC 45P BLACK	-	G	
⑨	Internal Mold	PE See through	-	G	
⑧	Connector	SATA15P M PRS LCP BLK	1	PCS	
⑦	WIRE	WIRE: UL1007 18AWG 4IC BLK/RED/YEL	-	MM	
⑥	Adhesive tape	IERMLENE CLOTH TAPE, T=0.11mm. BLK.	-	MM	
⑤	Network manager	EXPANDO TUBE: OD=7MM, BLACK, VW-1,	-	MM	
④	WIRE	WIRE: UL1571 30AWG	-	MM	
③	Connector	SFF-8639 PCIE 68POS CONN, STR, BLACK	1	PCS	
②	Connector	MICO STR With shrapnel	1	PCS	
①	CABLE	SAS 30AWG*2C+2D+A+HM PLATED	-	MM	
NO.	NAME	IPT NO.	DESCRIPTION	Q'TY	Q'TY


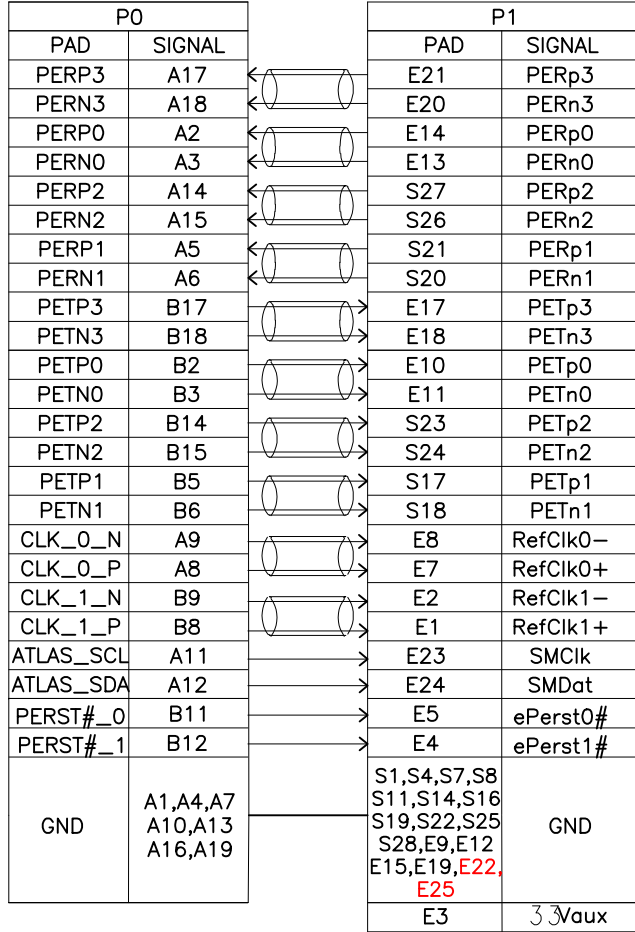
TITLE		MCI0 4X TO 8639+SATA 15P CABLE U2. 2*2				SHEET	1/2
CUSTOMER		CUSTOMER P/N	MCI05-4X-39U2-2X2-0.5M	DRAWING	<i>lupeng</i>		
DWG NO.	WIPT20210520001	UNIT	SCALE	REV	VIEW	CHECKED	<i>lupeng</i>
IPT P/N		mm	NONE	A		APPROVAL	



lupeng

5	6	7	8
DATE	DESCRIPTION OF CHANGE		REV
2021-05-20	XXXXX		A

WIRING DIAGRAI



Note: Pin E25 for P2 SFF-8639 should be tied to E22 GND

TITLE	MCIO 4X TO 8639+SATA 15P CABLE U2. 2*2					SHEET	2/2
CUSTOMER		CUSTOMER P/N	MCIO5-4X-39U2-2X2-0.5M	DRAWING	<i>lupeng</i>		
DWG NO.	WIPT20210520001	UNIT	SCALE	REV	VIEW	CHECKED	<i>lupeng</i>
IPT P/N		mm	NONE	A		APPROVAL	